

 1425 Route 17 M
Chester, NY 10918

 <http://yeshivaofnitra.org/>
 Total enrollment: 204 Students (2021)

Brooklyn Campus

 Campus Location: 161 Rodney St. Brooklyn, NY 11211

ON-CAMPUS STUDENT HOUSING FACILITIES

This institution does not provide On-campus Student Housing Facilities.

LOCAL POLICE CRIME STATISTICS

Local police crime statistics are included with the campus's statistics.

SECURITY OFFICER



Name: Raphael Pollak
Title: Administrator
Address:
194 Division Ave.
Brooklyn, NY 11211
Phone: (718) 387-0422 ext. 204
Email: raphael@yeshivaofnitra.org

FIRE SAFETY OFFICER



Name: Raphael Pollak
Title: Administrator
Address:
194 Division Ave.
Brooklyn, NY 11211
Phone: (718) 387-0422 ext. 204
Email: raphael@yeshivaofnitra.org

LEAD TITLE IX COORDINATOR



Name: Raphael Pollak
Title: Administrator
Address:
194 Division Ave.
Brooklyn, NY 11211
Phone: (718) 387-0422 ext. 204
Email: raphael@yeshivaofnitra.org

— Criminal Offenses - On campus

Criminal Offense	2019	2020	2021
a. <u>Murder/Non-negligent manslaughter</u>	0	0	0
b. <u>Negligent manslaughter</u>	0	0	0
c. <u>Rape</u>	0	0	0
d. <u>Fondling</u>	0	0	0
e. <u>Incest</u>	0	0	0
f. <u>Statutory rape</u>	0	0	0
g. <u>Robbery</u>	0	0	0
h. <u>Aggravated assault</u>	0	0	0
i. <u>Burglary</u>	0	0	0
j. <u>Motor vehicle theft</u>	0	0	0
k. <u>Arson</u>	0	0	0

— Criminal Offenses - Public Property

Criminal Offense	2019	2020	2021
a. <u>Murder/Non-negligent manslaughter</u>	0	0	0
b. <u>Negligent manslaughter</u>	0	0	0
c. <u>Rape</u>	0	0	0
d. <u>Fondling</u>	0	0	0

Criminal Offense**2019****2020****2021**

e. <u>Incest</u>	0	0	0
f. <u>Statutory rape</u>	0	0	0
g. <u>Robbery</u>	0	0	0
h. <u>Aggravated assault</u>	0	0	0
i. <u>Burglary</u>	0	0	0
j. <u>Motor vehicle theft</u>	0	0	0
k. <u>Arson</u>	0	0	0

The crime data reported by the institutions have not been subjected to independent verification by the U.S. Department of Education. Therefore, the Department cannot vouch for the accuracy of the data reported here.

- Individual statistics for Rape, Fondling, Incest and Statutory Rape were not collected prior to the 2015 data collection. Prior to the 2015 collection, Rape and Fondling statistics were combined under Sex offenses – Forcible, and Incest and Statutory Rape statistics were combined under Sex Offenses – Nonforcible.
- As of the 2015 data collection, statistics for Sex offenses – Forcible and Sex offenses – Nonforcible were no longer collected.

Category of Bias for crimes reported in 2021

Criminal Offense

Total Race Religion Sexual orientation Gender Gender Identity Disability Ethnicity National origin

k. Arson 0 0 0 0 0 0 0 0 0 0

l. Simple assault 0 0 0 0 0 0 0 0 0 0

m. Larceny-theft 0 0 0 0 0 0 0 0 0 0

n. Intimidation 0 0 0 0 0 0 0 0 0 0

o. Destruction/damage/ vandalism of property 0 0 0 0 0 0 0 0 0 0

Category of Bias for crimes reported in 2020

Criminal Offense

Total Race Religion Sexual orientation Gender Gender identity Disability Ethnicity National origin

a. Murder/ Non-negligent manslaughter 0 0 0 0 0 0 0 0 0 0

c. Rape 0 0 0 0 0 0 0 0 0 0

d. Fondling 0 0 0 0 0 0 0 0 0 0

e. Incest 0 0 0 0 0 0 0 0 0 0

f. Statutory rape 0 0 0 0 0 0 0 0 0 0

g. Robbery 0 0 0 0 0 0 0 0 0 0

h. Aggravated Assault 0 0 0 0 0 0 0 0 0 0

i. Burglary 0 0 0 0 0 0 0 0 0 0

j. Motor vehicle theft 0 0 0 0 0 0 0 0 0 0

k. Arson 0 0 0 0 0 0 0 0 0 0

l. Simple assault 0 0 0 0 0 0 0 0 0 0

m. Larceny-theft 0 0 0 0 0 0 0 0 0 0

n. Intimidation 0 0 0 0 0 0 0 0 0 0

Category of Bias for crimes reported in 2020

Criminal Offense

	Total	Race	Religion	Sexual orientation	Gender	Gender identity	Disability	Ethnicity	National origin
o. <u>Destruction/damage/ vandalism of property</u>	0	0	0	0	0	0	0	0	0

Category of Bias for crimes reported in 2019

Criminal Offense

	Total	Race	Religion	Sexual orientation	Gender	Gender identity	Disability	Ethnicity	National origin
a. <u>Murder/ Non-negligent manslaughter</u>	0	0	0	0	0	0	0	0	0
c. <u>Rape</u>	0	0	0	0	0	0	0	0	0
d. <u>Fondling</u>	0	0	0	0	0	0	0	0	0
e. <u>Incest</u>	0	0	0	0	0	0	0	0	0
f. <u>Statutory rape</u>	0	0	0	0	0	0	0	0	0
g. <u>Robbery</u>	0	0	0	0	0	0	0	0	0
h. <u>Aggravated Assault</u>	0	0	0	0	0	0	0	0	0
i. <u>Burglary</u>	0	0	0	0	0	0	0	0	0
j. <u>Motor vehicle theft</u>	0	0	0	0	0	0	0	0	0
k. <u>Arson</u>	0	0	0	0	0	0	0	0	0
l. <u>Simple assault</u>	0	0	0	0	0	0	0	0	0
m. <u>Larceny-theft</u>	0	0	0	0	0	0	0	0	0
n. <u>Intimidation</u>	0	0	0	0	0	0	0	0	0
o. <u>Destruction/damage/ vandalism of property</u>	0	0	0	0	0	0	0	0	0

The crime data reported by the institutions have not been subjected to independent verification by the U.S. Department of Education. Therefore, the Department cannot vouch for the accuracy of the data reported here.

- Prior to the 2010 data collection, Simple assault statistics were reported as Any other crime involving bodily injury.
- Larceny-theft, Intimidation, and Destruction/damage/vandalism of property statistics were not collected prior to the 2010 data collection.
- As of the 2010 data collection, negligent manslaughter is no longer a category because it cannot be a hate crime.
- Individual statistics for Rape, Fondling, Incest and Statutory Rape were not collected prior to the 2015 data collection. Prior to the 2015 collection, Rape and Fondling statistics were combined under Sex offenses – Forcible, and Incest and Statutory Rape statistics were combined under Sex Offenses – Nonforcible.
- As of the 2015 data collection, statistics for Sex offenses - Forcible and Sex offenses - Non-forcible are no longer collected.
- The Gender Identity category of bias was added in the 2015 data collection.
- As of the 2015 data collection the Ethnicity/National origin category of bias was split into separate Ethnicity and National origin categories.

These hate offenses manifest evidence of prejudice based on race, religion, sexual orientation, gender, disability or ethnicity / national origin.

— VAWA Offenses - On Campus

Crime	2019	2020	2021
a. <u>Domestic violence</u>	0	0	0
b. <u>Dating violence</u>	0	0	0
c. <u>Stalking</u>	0	0	0

— VAWA Offenses - Public Property

Crime	2019	2020	2021
a. <u>Domestic violence</u>	0	0	0
b. <u>Dating violence</u>	0	0	0
c. <u>Stalking</u>	0	0	0

The crime data reported by the institutions have not been subjected to independent verification by the U.S. Department of Education. Therefore, the Department cannot vouch for the accuracy of the data reported here.

- Statistics for VAWA Offenses were not collected prior to the 2015 data collection.

— Arrests - On campus

Law Violation	2019	2020	2021
a. <u>Weapons: carrying, possessing, etc.</u>	0	0	0
b. <u>Drug abuse violations</u>	0	0	0
c. <u>Liquor law violations</u>	0	0	0

— Arrests - Public Property

Law Violation	2019	2020	2021
a. <u>Weapons: carrying, possessing, etc.</u>	0	0	0
b. <u>Drug abuse violations</u>	0	0	0
c. <u>Liquor law violations</u>	0	0	0

The crime data reported by the institutions have not been subjected to independent verification by the U.S. Department of Education. Therefore, the Department cannot vouch for the accuracy of the data reported here.

— Disciplinary Actions - On Campus

Law Violation	2019	2020	2021
a. <u>Weapons: carrying, possessing, etc.</u>	0	0	0
b. <u>Drug abuse violations</u>	0	0	0
c. <u>Liquor law violations</u>	0	0	0

— Disciplinary Actions - Public Property

Law Violation	2019	2020	2021
a. <u>Weapons: carrying, possessing, etc.</u>	0	0	0
b. <u>Drug abuse violations</u>	0	0	0
c. <u>Liquor law violations</u>	0	0	0

The crime data reported by the institutions have not been subjected to independent verification by the U.S. Department of Education. Therefore, the Department cannot vouch for the accuracy of the data reported here.



— **Unfounded Crimes - Unfounded Crimes**

	2019	2020	2021
a. <u>Total unfounded crimes</u>	0	0	0

The crime data reported by the institutions have not been subjected to independent verification by the U.S. Department of Education. Therefore, the Department cannot vouch for the accuracy of the data reported here.

- Statistics for Unfounded Crimes were not collected prior to the 2015 data collection.

 1425 Route 17 M
Chester, NY 10918

 <http://yeshivaofnitra.org/>
 Total enrollment: 204 Students (2021)

Chester Campus



 Campus Location: 1425 Route 17 M Chester, NY 10918

ON-CAMPUS STUDENT HOUSING FACILITIES

This campus provides On-campus Student Housing Facilities. On-campus Student Housing Facilities statistics are a subset of On-Campus statistics.

LOCAL POLICE CRIME STATISTICS

Local police crime statistics are included with the campus's statistics.

SECURITY OFFICER



Name: Leib Kupczyk
Title: Director of Bldg. & Grounds
Address:
1425 Route 17 M
Chester, NY 10918
Phone: (845) 662-5948
Email: nitralc@gmail.com

FIRE SAFETY OFFICER



Name: Leib Kupczyk
Title: Director of Bldg. & Grounds
Address:
1425 Route 17 M
Chester, NY 10918
Phone: (845) 662-5948
Email: nitralc@gmail.com

LEAD TITLE IX COORDINATOR



Name: Leib Kupczyk
Title: Director of Bldg. & Grounds
Address:
1425 Route 17 M
Chester, NY 10918
Phone: (845) 662-5948
Email: nitralc@gmail.com

— Criminal Offenses - On campus

Criminal Offense	2019	2020	2021
a. <u>Murder/Non-negligent manslaughter</u>	0	0	0
b. <u>Negligent manslaughter</u>	0	0	0
c. <u>Rape</u>	0	0	0
d. <u>Fondling</u>	0	0	0
e. <u>Incest</u>	0	0	0
f. <u>Statutory rape</u>	0	0	0
g. <u>Robbery</u>	0	0	0
h. <u>Aggravated assault</u>	0	0	0
i. <u>Burglary</u>	0	0	0
j. <u>Motor vehicle theft</u>	0	0	0
k. <u>Arson</u>	0	0	0

— Criminal Offenses - On-Campus Student Housing Facilities

Criminal Offense	2019	2020	2021
a. <u>Murder/Non-negligent manslaughter</u>	0	0	0
b. <u>Negligent manslaughter</u>	0	0	0
c. <u>Rape</u>	0	0	0
d. <u>Fondling</u>	0	0	0

Criminal Offense	2019	2020	2021
e. <u>Incest</u>	0	0	0
f. <u>Statutory rape</u>	0	0	0
g. <u>Robbery</u>	0	0	0
h. <u>Aggravated assault</u>	0	0	0
i. <u>Burglary</u>	0	0	0
j. <u>Motor vehicle theft</u>	0	0	0
k. <u>Arson</u>	0	0	0

— Criminal Offenses - Public Property

Criminal Offense	2019	2020	2021
a. <u>Murder/Non-negligent manslaughter</u>	0	0	0
b. <u>Negligent manslaughter</u>	0	0	0
c. <u>Rape</u>	0	0	0
d. <u>Fondling</u>	0	0	0
e. <u>Incest</u>	0	0	0
f. <u>Statutory rape</u>	0	0	0
g. <u>Robbery</u>	0	0	0
h. <u>Aggravated assault</u>	0	0	0
i. <u>Burglary</u>	0	0	0
j. <u>Motor vehicle theft</u>	0	0	0

Criminal Offense**2019****2020****2021**k. Arson

0

0

0

The crime data reported by the institutions have not been subjected to independent verification by the U.S. Department of Education. Therefore, the Department cannot vouch for the accuracy of the data reported here.

- Individual statistics for Rape, Fondling, Incest and Statutory Rape were not collected prior to the 2015 data collection. Prior to the 2015 collection, Rape and Fondling statistics were combined under Sex offenses – Forcible, and Incest and Statutory Rape statistics were combined under Sex Offenses – Nonforcible.
- As of the 2015 data collection, statistics for Sex offenses – Forcible and Sex offenses – Nonforcible were no longer collected.

Category of Bias for crimes reported in 2021

Criminal Offense

Total Race Religion Sexual orientation Gender Gender Identity Disability Ethnicity National origin

k. Arson 0 0 0 0 0 0 0 0 0 0

l. Simple assault 0 0 0 0 0 0 0 0 0 0

m. Larceny-theft 0 0 0 0 0 0 0 0 0 0

n. Intimidation 0 0 0 0 0 0 0 0 0 0

o. Destruction/damage/ vandalism of property 0 0 0 0 0 0 0 0 0 0

Category of Bias for crimes reported in 2020

Criminal Offense

Total Race Religion Sexual orientation Gender Gender identity Disability Ethnicity National origin

a. Murder/ Non-negligent manslaughter 0 0 0 0 0 0 0 0 0 0

c. Rape 0 0 0 0 0 0 0 0 0 0

d. Fondling 0 0 0 0 0 0 0 0 0 0

e. Incest 0 0 0 0 0 0 0 0 0 0

f. Statutory rape 0 0 0 0 0 0 0 0 0 0

g. Robbery 0 0 0 0 0 0 0 0 0 0

h. Aggravated Assault 0 0 0 0 0 0 0 0 0 0

i. Burglary 0 0 0 0 0 0 0 0 0 0

j. Motor vehicle theft 0 0 0 0 0 0 0 0 0 0

k. Arson 0 0 0 0 0 0 0 0 0 0

l. Simple assault 0 0 0 0 0 0 0 0 0 0

m. Larceny-theft 0 0 0 0 0 0 0 0 0 0

n. Intimidation 0 0 0 0 0 0 0 0 0 0

Category of Bias for crimes reported in 2020

Criminal Offense

	Total	Race	Religion	Sexual orientation	Gender	Gender identity	Disability	Ethnicity	National origin
o. <u>Destruction/damage/ vandalism of property</u>	0	0	0	0	0	0	0	0	0

Category of Bias for crimes reported in 2019

Criminal Offense

	Total	Race	Religion	Sexual orientation	Gender	Gender identity	Disability	Ethnicity	National origin
a. <u>Murder/ Non-negligent manslaughter</u>	0	0	0	0	0	0	0	0	0
c. <u>Rape</u>	0	0	0	0	0	0	0	0	0
d. <u>Fondling</u>	0	0	0	0	0	0	0	0	0
e. <u>Incest</u>	0	0	0	0	0	0	0	0	0
f. <u>Statutory rape</u>	0	0	0	0	0	0	0	0	0
g. <u>Robbery</u>	0	0	0	0	0	0	0	0	0
h. <u>Aggravated Assault</u>	0	0	0	0	0	0	0	0	0
i. <u>Burglary</u>	0	0	0	0	0	0	0	0	0
j. <u>Motor vehicle theft</u>	0	0	0	0	0	0	0	0	0
k. <u>Arson</u>	0	0	0	0	0	0	0	0	0
l. <u>Simple assault</u>	0	0	0	0	0	0	0	0	0
m. <u>Larceny-theft</u>	0	0	0	0	0	0	0	0	0
n. <u>Intimidation</u>	0	0	0	0	0	0	0	0	0
o. <u>Destruction/damage/ vandalism of property</u>	0	0	0	0	0	0	0	0	0

Hate Crimes - Public Property

Criminal Offense

Criminal Offense	Total	Race	Religion	Sexual orientation	Gender	Gender identity	Disability	Ethnicity	National origin
j. <u>Motor vehicle theft</u>	0	0	0	0	0	0	0	0	0
k. <u>Arson</u>	0	0	0	0	0	0	0	0	0
l. <u>Simple assault</u>	0	0	0	0	0	0	0	0	0
m. <u>Larceny-theft</u>	0	0	0	0	0	0	0	0	0
n. <u>Intimidation</u>	0	0	0	0	0	0	0	0	0
o. <u>Destruction/damage/ vandalism of property</u>	0	0	0	0	0	0	0	0	0

The crime data reported by the institutions have not been subjected to independent verification by the U.S. Department of Education. Therefore, the Department cannot vouch for the accuracy of the data reported here.

- Prior to the 2010 data collection, Simple assault statistics were reported as Any other crime involving bodily injury.
- Larceny-theft, Intimidation, and Destruction/damage/vandalism of property statistics were not collected prior to the 2010 data collection.
- As of the 2010 data collection, negligent manslaughter is no longer a category because it cannot be a hate crime.
- Individual statistics for Rape, Fondling, Incest and Statutory Rape were not collected prior to the 2015 data collection. Prior to the 2015 collection, Rape and Fondling statistics were combined under Sex offenses – Forcible, and Incest and Statutory Rape statistics were combined under Sex Offenses – Nonforcible.
- As of the 2015 data collection, statistics for Sex offenses - Forcible and Sex offenses - Non-forcible are no longer collected.
- The Gender Identity category of bias was added in the 2015 data collection.
- As of the 2015 data collection the Ethnicity/National origin category of bias was split into separate Ethnicity and National origin categories.

These hate offenses manifest evidence of prejudice based on race, religion, sexual orientation, gender, disability or ethnicity / national origin.

— VAWA Offenses - On Campus

Crime	2019	2020	2021
a. <u>Domestic violence</u>	0	0	0
b. <u>Dating violence</u>	0	0	0
c. <u>Stalking</u>	0	0	0

— VAWA Offenses - On-Campus Student Housing Facilities

Crime	2019	2020	2021
a. <u>Domestic violence</u>	0	0	0
b. <u>Dating violence</u>	0	0	0
c. <u>Stalking</u>	0	0	0

— VAWA Offenses - Public Property

Crime	2019	2020	2021
a. <u>Domestic violence</u>	0	0	0
b. <u>Dating violence</u>	0	0	0
c. <u>Stalking</u>	0	0	0

The crime data reported by the institutions have not been subjected to independent verification by the U.S. Department of Education. Therefore, the Department cannot vouch for the accuracy of the data reported here.

- Statistics for VAWA Offenses were not collected prior to the 2015 data collection.

— Arrests - On campus

Law Violation	2019	2020	2021
a. <u>Weapons: carrying, possessing, etc.</u>	0	0	0
b. <u>Drug abuse violations</u>	0	0	0
c. <u>Liquor law violations</u>	0	0	0

— Arrests - On-Campus Student Housing Facilities

Law Violation	2019	2020	2021
a. <u>Weapons: carrying, possessing, etc.</u>	0	0	0
b. <u>Drug abuse violations</u>	0	0	0
c. <u>Liquor law violations</u>	0	0	0

— Arrests - Public Property

Law Violation	2019	2020	2021
a. <u>Weapons: carrying, possessing, etc.</u>	0	0	0
b. <u>Drug abuse violations</u>	0	0	0
c. <u>Liquor law violations</u>	0	0	0

The crime data reported by the institutions have not been subjected to independent verification by the U.S. Department of Education. Therefore, the Department cannot vouch for the accuracy of the data reported here.

— Disciplinary Actions - On Campus

Law Violation	2019	2020	2021
a. <u>Weapons: carrying, possessing, etc.</u>	0	0	0
b. <u>Drug abuse violations</u>	0	0	0
c. <u>Liquor law violations</u>	0	0	0

— Disciplinary Actions - On-Campus Student Housing Facilities

Law Violation	2019	2020	2021
a. <u>Weapons: carrying, possessing, etc.</u>	0	0	0
b. <u>Drug abuse violations</u>	0	0	0
c. <u>Liquor law violations</u>	0	0	0

— Disciplinary Actions - Public Property

Law Violation	2019	2020	2021
a. <u>Weapons: carrying, possessing, etc.</u>	0	0	0
b. <u>Drug abuse violations</u>	0	0	0
c. <u>Liquor law violations</u>	0	0	0

The crime data reported by the institutions have not been subjected to independent verification by the U.S. Department of Education. Therefore, the Department cannot vouch for the accuracy of the data reported here.

— **Unfounded Crimes - Unfounded Crimes**

	2019	2020	2021
a. <u>Total unfounded crimes</u>	0	0	0

The crime data reported by the institutions have not been subjected to independent verification by the U.S. Department of Education. Therefore, the Department cannot vouch for the accuracy of the data reported here.

- Statistics for Unfounded Crimes were not collected prior to the 2015 data collection.

— Fire Statistics - Summary

NAME OF FACILITY	2019				2020				2021			
	FIRES	INJURIES	DEATHS	DETAILS	FIRES	INJURIES	DEATHS	DETAILS	FIRES	INJURIES	DEATHS	DETAILS
Dormitory Building	0	0	0		0	0	0		0	0	0	
Dormitory Building (New)	0	0	0		0	0	0		0	0	0	
Total	0	0	0		0	0	0		0	0	0	

The crime data reported by the institutions have not been subjected to independent verification by the U.S. Department of Education. Therefore, the Department cannot vouch for the accuracy of the data reported here.

- Fires in On-campus Student Housing Facilities statistics were not collected prior to the 2010 data collection.